



Offset Mulcher of high range, polyvalent, for works in agricultural margins, banks, highways, channels, roads and others clears of public works for tractor between 70 - 120 HP. It incorporates safety system thanks to a valve positioned in the cylinder of elevation of the arm. It has a rear hood with two positions. Angulation +90° / -50°. Rotor POLSER of 450 mm of diameter with hammer of high edge.

### CHARACTERISTICS


- ▶ Non-wear steel-plate chassis, thickness 8 mm.
- ▶ Rotor POLSER of Ø 450 mm.
- ▶ External gearbox SERRAT.
- ▶ 3 XPC side belt transmission.
- ▶ GIROSTOP system into the bolt of the hammer.
- ▶ Forged hammers SERRAT.
- ▶ Height-adjustable rear roller Ø 180 mm.
- ▶ PTO 750 rpm.
- ▶ High speed and high strength bearings.
- ▶ Front protection curtain.
- ▶ Front skid shoes.
- ▶ Double bearing on rear roller.
- ▶ Angulation +90°/-50°.
- ▶ Hydraulic lateral offset mulcher.
- ▶ Supports of bearing rotor in steel.
- ▶ Rear gum.
- ▶ 3 point hitch - cat. II and III.
- ▶ Safety valve.
- ▶ Model built under EC Normative.
- ▶ Safety indicators visible to personnel.



### Hydraulic side shift



### System antiwire in rotor



### OPTIONS



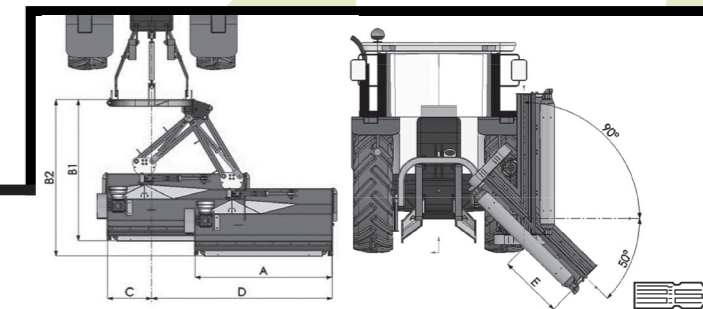
- ▶ Homocinetic knot
- ▶ Rotor FX3
- ▶ Compact drive cover






### Angulation

+90°



-50°



MODEL						Nº BELTS TYPE	A mm-in	B1 mm-in	B2 mm-in	C mm-in	D mm-in	
T-1600	1600	51 - 70 88 - 120	12	24	885	3 XPC	2118-83"	1975-78"	2290-90"	345-14"	1750-69"	750
T-1800	1800	59 - 80 88 - 120	16	28	920	3 XPC	2292-90"	1975-78"	2290-90"	345-14"	2950-116"	750
T-2000	2000	59 - 80 88 - 120	16	32	955	3 XPC	2492-98"	1975-78"	2290-90"	345-14"	3150-124"	750
T-2300	2300	66 - 90 88 - 120	20	40	1015	3 XPC	2779-109"	1975-78"	2290-90"	345-14"	3450-136"	750

\*With internal gearbox: • T-1600: A=1884 mm - 74" • T-1800: A=2258 mm - 89"  
• T-1800: A=2058 mm - 81" • T-2300: A=2558 mm - 101"

