



Adaptable for excavators and special carriers having a weight between 25 and 50 t.

Steel-plate chassis of 10 mm with the hooking screwed on the top of the mulcher which reinforce the chassis, giving the possibility of several positions of use.


Suitable for the maintenance of forest, riverbanks, bushes up to 250 mm of diameter.

CHARACTERISTICS


- ▶ Non-wear steel-plate chassis, thickness 10 mm.
- ▶ Rotor POLSER + of Ø 625 mm.
- ▶ Mulcher for excavators having a weight between 25 and 50 T.
- ▶ 5 XPC side belt transmission.
- ▶ Double safety chains.
- ▶ Swinging forged forestry hammers 360° or fixed tooth with tip in tungsten or blades DRR.
- ▶ High speed and high strength bearings.
- ▶ Hydraulic engine with pistons.
- ▶ Valve of recirculation incorporated into the motor.
- ▶ Front skid shoes.
- ▶ Model built under EC Normative.
- ▶ Safety indicators visible to personnel.




Compact drive cover



Hydraulic engine with pistons




Blades DRR




Swinging forged forestry hammers 360°



Fixed tooth with tip in tungsten




FIXE TOP System



MODEL	mm	HORSE POWER		mm	mm	mm	KG	Nº BELTS TYPE	Diagram						RPM Rotor max.
		min. req.	max. aut.						A mm	A in	B mm	B in	C mm	C in	
T-2000	2000	200-220 l/min	350 bar	20	50	26	1820	5 XPC	2278	90"	1316	52"	912	36"	1800
T-2300	2300	200-220 l/min	350 bar	20	56	30	2250	5 XPC	2580	102"	1316	52"	912	36"	1800

OPTIONS

▶ Hydraulic hood



▶ Centralized greasing

▶ Mechanical hood



▶ Hooking

▶ Ripper

